

MUNICIPAL CORPORATION BHILAI (C.G.)


NIT


कार्य का नाम :- वार्ड-12 सुपेला पुरानी बस्ती में पार्षद निधि से नलकूप खनन कार्य।


Pwd Building Sor 01.01.2015

S.No.	Description and details of work	Qty.	Unit
1	Carrying out the resistivity survey by VES method using Schlumberger configuration for locating the proper spot for drilling of tube well within the selected habitation, including photography, interpretation of resistivity data and submission of report in the desired format along with resistivity readings, necessary graph and photographs. (only successful point is payable)	3	Point
2	Boring/drilling bore well perfectly vertical for the specified depth suitable to receive required dia for casing/ strainer pipe, by suitable method prescribed in IS: 2800 (part I), including collecting samples from different strata, preparing and submitting strata chart/bore log, including hire & running charges of all equipments, tools, plants & machineries required for the job, all complete as per direction of Engineer-in-charge upto 90 metre depth below ground level. 125 mm dia.	75.00	Metre
	Rocky strata including Boulders. 125 mm dia.	225.00	Metre
3	Supplying, assembling, lowering and fixing in vertical position in bore well, ISI marked G.I. casing pipe (Plain) medium class in 4 to 7 meters length one end fitted with socket as per IS: 1239 (Part-1&Part-2) 1992 with IVth revision (Up-to-date amendments), of reputed & approved make, including required hire & labour charges, fittings & accessories, all complete, for all depths, as per direction of Engineer- in-charge. 125 mm nominal dia	75.00	Metre
4	Boring/drilling bore well perfectly vertical for the specified depth suitable to receive required dia for casing/ strainer pipe, by suitable method prescribed in IS: 2800 (part I), including collecting samples from different strata, preparing and submitting strata chart/bore log, including hire & running charges of all equipments, tools, plants & machineries required for the job, all complete as per direction of Engineer-in-charge upto 90 metre depth below ground level. 200 mm dia	40.50	Metre
5	Development of tube well in accordance with IS : 2800 (part I) and IS: 11189, to establish maximum rate of usable water yield without sand content (beyond permissible limit), with required capacity air compressor, running the compressor for required time till well is fully developed, measuring yield of well by "V" notch method or any other approved method, measuring static level & draw down etc. by step draw down method, collecting water samples & getting tested in approved laboratory, i/c disinfection of tube well, all complete, including hire & labour charges of air compressor, tools & accessories etc., all as per requirement and direction of Engineer-in-charge.	30.00	Hour
6	Providing and fixing suitable size threaded mild steel cap or spot welded plate to the top of bore well housing/ casing pipe, removable as per requirement, all complete for bore well of: 150 mm dia	3	Each
7	Providing ISI Mark 32 mm dia G.I. (B class) riser pipe and M.S. plunger rod in 3 meter length socketed on one end as per IS: 1239 (Part I) 1990 with up to date amendments and socket as per IS: 2062/1990 up to date amendments.	120.00	Metre

S.No.	Description and details of work	Qty.	Unit
8	Providing and laying in trenches G.I. pipes medium class complete with G.I. fittings including excavation of trenches, refilling the same and testing of joints complete: 25 mm dia. nominal bore	300.00	Metre
9	Supplying, installation, testing and commissioning of submersible pump set for water supply system with submersible motor directly coupled to multi-stage submersible pump of specified discharge capacity, head, delivery size in existing bore well including 2 sets of suitable size holding clamps made out of 50 mm X 6 mm MS flat, connection with suitable submersible cable of standard length etc. as required. 2.0 HP, single phase	3	Each
10	Supply, installation, testing and commissioning of 1-3 HP 1 phase submersible motor starter cum control wall/ floor mounted type made out of not less than 1.6 mm thick MS sheet and comprising of following panel mounting switchgears there in including connection inter-connection etc. as required. a) Phase indicating lamps with fuses and toggle switches 1 set b) 1/2/3 HP 1 phase DOL starter with over load and no volt relay 1 No c) 25 A "C" curve DPMCB 1 No d) Voltmeter 0-250 V 1 set e) Ammeter 0-10 A 1 set	3	Each


Executive Engineer
Municipal Corporation
Bhilai (C.G)


Asstt. Engineer
Municipal Corporation
Bhilai (C.G)


Sub. Engineer
Municipal Corporatio
Bhilai (C.G)