

# MUNICIPAL CORPORATION BHILAI (C.G.)

## NIT

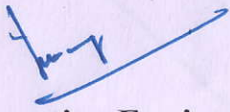
कार्य का नाम :- वार्ड-03 नेहरू नगर प्लाई ओवर ब्रिज के समीप मुन्नालय निर्माण कार्य।

Pwd Building Sor 01.01.2015


S.No.	Description and details of work	Qty.	Unit
1	Excavation for all types and sizes of foundations, trenches and drains or for any other purpose including disposal of excavated stuff upto 1.5 m lift and lead upto 50m (at least 5m away from the excavated area), including dressing and leveling of pits. In all types of soil	56.46	Cum
2	Extra for every additional lift of 1.5 m or part thereof.	17.28	Cum
3	Providing and laying nominal mix plain cement concrete with crushed stone aggregate using concrete mixer in all works upto plinth level excluding cost of form work. 1:4:8 (1 cement : 4 coarse sand : 8 graded stone aggregate 40mm nominal size).	5.65	Cum
3	Providing and laying nominal mix reinforced cement concrete with crushed stone aggregate using concrete mixer in all works upto plinth level excluding cost of form work. 1:1½:3 (1 cement : 1½ coarse sand : 3 graded stone aggregate 20mm nominal size).	7.11	Cum
4	Extra for laying PCC/RCC of any grade in superstructure above plinth level for every floor or part thereof in addition to rate for foundation and plinth:	3.97	Cum
5	Providing and placing in position reinforcement for R.C.C. work including straightening, cutting, bending, binding etc. complete as per drawings including cost of binding wire in foundation and plinth all complete:	404.43	Kg
6	Providing and filling in plinth with sand/ Crusher dust and hard moorum under floor in layers not exceeding 20cm in depth consolidating each deposited layer by ramming and watering, including dressing etc. complete.	22.40	Cum
7	Providing and fixing form work including centring, shuttering, strutting, staging, propping bracing etc. complete and including its removal at all levels, for: (A) Foundations, footings, bases of columns plinth beam, curtain wall in any shape and size and all type of wall below plinth level.	25.56	Sqm
	(B) Columns, Pillars, Piers and likes- rectangular or square in shape	36.00	Sqm
	(C) Beams, lintels, cantilevers & walls	13.38	Sqm
	(D) Suspended floors, roofs, access platform, balconies (plain surfaces) and shelves (cast in situ)	12.96	Sqm
8	Brick work with modular fly-ash lime bricks (FaLG Bricks) confirming to IS:12894-2002 of class designation 4.0 in foundation and plinth in: Cement Mortar 1:6 (1 cement : 6 coarse sand)	11.34	Cum
9	Brick work with modular fly-ash lime bricks (FaLG Bricks) confirming to IS:12894-2002 of class designation 4.0 in foundation and plinth in: Cement Mortar 1:6 (1 cement : 6 coarse sand) Extra for brick work in superstructure above plinth level for every floor or part thereof in addition to rate for foundation and plinth:	8.26	Sqm
10	Providing and making 6mm thick cement plaster of mix: In Cement mortar 1:3 (1 cement : 3 fine sand)	12.96	Sqm
11	Providing and making 12mm thick cement plaster of mix: In Cement Mortar 1:5 (1 cement : 5 fine sand)	66.50	Sqm
12	Providing and making 15mm thick cement plaster on the rough side of single or half brick wall of mix: In Cement Mortar 1:5 (1 cement : 5 fine sand)	88.29	Sqm

S.No.	Description and details of work	Qty.	Unit
13	Providing and fixing steel door/ window with M.S. sheet 1mm thick, frame of angle iron, diagonal braces of angle/ flat iron of suitable size, 3.00 mm M.S. gusset plates at junctions and corners, all necessary fittings complete including applying a priming coat of red oxide zinc chromate primer.	120.00	Kg
14	Providing and fixing 30mm thick factory made panel PVC door shutter consisting of frame made out of M.S. tubes of 19 gauge thickness and size of 19mm x 19mm for styles and 15x15mm for top & bottom rails. M.S. frame shall have a coat of steel primers ..... complete as per Manufacturer's specification including 3 nos ISI marked stainless steel hinges of size 100x58x1.9 mm complete. (for W.C. and bathroom door shutter).	6.00	Sqm
15	Painting on new work (two or more coats) to give an even shade with:Satin synthetic enamel paint	12.00	Sqm
16	Wall painting with acrylic luxury emulsion (plastic) paint of required shade to give an even shade.On new work (two or more coats)	24.56	Cum
17	Painting exterior surface with ACRYLIC SMOOTH exterior paint of required shade as per manufacturer's specifications to give protective and decorative finish including cleaning washing of surface etc. complete with: On new work (Two or more coats applied @ 1.43 ltr/ 10 sqm over and including priming coat of exterior primer applied @ 2.20 kg/ 10 sqm)	88.89	Sqm
18	Providing and fixing water closet squatting pan (Indian type W.C. pan ), 100mm sand cast Iron P or S trap, 10 litre low level P.V.C. flushing cistern (same colour) conforming to IS : 7231, with flush bend and other fittings and fixtures complete including cutting and making good the walls and floors wherever required :	2.00	Nos
19	25mm thick cement concrete flooring with 1:2:4 cement concrete (1 cement : 2 coarse sand : 4 graded stone aggregate 12.5 mm nominal size) finished with floating cost of neat cement.	12.96	Sqm
20	Providing and fixing white vitreous china urinal basin as per IS : 2556 complete: Flat back half stall urinal of size 460x380x250mm.	2.00	Nos
21	Providing and fixing one piece construction white vitreous china squatting plate urinal with an integral rim longitudinal flushing pipe.	2.00	Nos
22	Providing and laying vitrified floor tiles with soluble salt printing, of size 600x600mm with water absorption less than 0.5% and conforming to IS : 15622 of approved make, laid on 20mm thick cement mortar 1:4 (1 cement : 4 coarse sand) including grouting the joints with white cement and matching pigments etc. complete.	10.24	Sqm


S.No.	Description and details of work	Qty.	Unit
23	Providing and fixing ceramic glazed wall tiles conforming to IS : 15622 of approved make, colours, shades and size on wall and dados over 12mm thick bed of cement Mortar 1:3 (1 cement : 3 coarse sand) and jointing with grey cement slurry @ 3.3kg per sqm including pointing in white cement mixed with matching pigment complete. Size upto 200x300mm	13.44	Sqm
24	Providing and fixing vitreous china wash basin with C.I. brackets, 32 mm C.P. brass waste of standard pattern, including painting of brackets, cutting and making good the walls wherever required : White Size 550x450 mm	2.00	Each
25	ADD EXTRA 7% ELECTRICITY	27118.00	Rs



**Executive Engineer**  
**Municipal Corporation**  
**Bhilai (C.G)**



**Asstt. Engineer**  
**Municipal Corporation**  
**Bhilai (C.G)**



**Sub. Engineer**  
**Municipal Corporation**  
**Bhilai (C.G)**