

# MUNICIPAL CORPORATION BHILAI (C.G.)


## NIT


कार्य का नाम :- कृष्णा नगर मिलन चौक के पास स्थित सार्वजनिक सियान सदन में बाउण्ड्रीवाल निर्माण कार्य।


Pwd Building Sor 01.01.2015

| S.No. | Description and details of work                                                                                                                                                                                                                                                                  | Qty.    | Unit |
|-------|--------------------------------------------------------------------------------------------------------------------------------------------------------------------------------------------------------------------------------------------------------------------------------------------------|---------|------|
| 1     | Excavation for all types and sizes of foundations, trenches and drains or for any other purpose including disposal of excavated stuff upto 1.5 m lift and lead upto 50m (at least 5m away from the excavated area), including dressing and leveling of pits.                                     | 39.88   | Cum  |
| 2     | Providing and laying nominal mix reinforcement cement concrete with crushed stone aggregate using concrete mixer in all works upto floor five level excluding cost of reinforcement and form work.1:4:8 (1 cement : 4 coarse sand : 8 graded stone aggregate 40mm nominal size).                 | 5.11    | Cum  |
| 3     | Providing and fixing form work including centring, shuttering, strutting, staging, propping bracing etc. complete and including its removal at all levels, for: Foundations, footings, bases of columns plinth beam, curtain wall in any shape and size and all type of wall below plinth level. | 73.23   | Sqm  |
| 4     | Providing and laying nominal mix reinforced cement concrete with crushed stone aggregate using concrete mixer in all works upto plinth level excluding cost of form work.1:1½:3 (1 cement : 1½ coarse sand : 3 graded stone aggregate 20mm nominal size).                                        | 15.58   | Cum  |
| 5     | Providing and laying nominal mix plain cement concrete with crushed stone aggregate using concrete mixer in all works upto plinth level excluding cost of form work 1:1½:3 (1 cement : 1½ coarse sand : 3 graded stone aggregate 20mm nominal size).                                             | 0.52    | Cum  |
| 6     | Providing and placing in position reinforcement for R.C.C. work including straightening, cutting, bending, binding etc. complete as per drawings including cost of binding wire all complete:<br>Thermo-Mechanically treated bars                                                                | 1246.25 | Kg   |
| 7     | Providing and filling in plinth with sand/ Crusher dust and hard moorum under floor in layers not exceeding 20cm in depth consolidating each deposited layer by ramming and watering, including dressing etc. complete.                                                                          | 29.90   | Cum  |
| 8     | Brick work with modular well burnt (open bhatta) clay bricks of crushing strength not less than 20 kg/sqcm and water absorption not more than 25% in foundation and plinth in:Cement Mortar 1:6 (1 Cement : 6 Coarse Sand)                                                                       | 2.81    | Cum  |

|    |                                                                                                                                                                                                                                                                                                                                                                        |        |     |
|----|------------------------------------------------------------------------------------------------------------------------------------------------------------------------------------------------------------------------------------------------------------------------------------------------------------------------------------------------------------------------|--------|-----|
| 9  | Brick work with modular well burnt (open bhatta) clay bricks of crushing strength not less than 20 kg/sqcm and water absorption not more than 25% in foundation and plinth in:Cement Mortar 1:6 (1 Cement : 6 Coarse Sand)Extra for brick work in superstructure:Above plinth and upto floor five level.                                                               | 20.61  | Cum |
| 10 | Providing and making 15mm thick cement plaster on the rough side of single or half brick wall of mix: In Cement Mortar 1:5 (1 cement : 5 fine sand)                                                                                                                                                                                                                    | 114.40 | Sqm |
| 11 | Providing and making 12mm thick cement plaster of mix: In Cement Mortar 1:5 (1 cement : 5 fine sand)                                                                                                                                                                                                                                                                   | 114.40 | Sqm |
| 12 | Providing and making 6mm thick cement plaster of mix: In Cement mortar 1:3 (1 cement : 3 fine sand)                                                                                                                                                                                                                                                                    | 10.30  | Sqm |
| 13 | Painting exterior surface with PREMIUM ACRYLIC SMOOTH exterior paint of required shade as per manufacturer's specifications to give protective and decorative finish including cleaning washing of surface etc. complete with: On new work (Two or more coats applied @ 1.43 ltr/ 10 sqm over and including priming coat of exterior primer applied @ 2.20 kg/ 10 sqm) | 239.10 | Sqm |
| 14 | Painting on new work (two or more coats) to give an even shade with: Satin synthetic enamel paint                                                                                                                                                                                                                                                                      | 5.20   | Sqm |

  
**Executive Engineer**  
**Municipal Corporation**  
**Bhilai (C.G)**

  
**Asstt. Engineer**  
**Municipal Corporation**  
**Bhilai (C.G)**

  
**Sub. Engineer**  
**Municipal Corporatio**  
**Bhilai (C.G)**