

MUNICIPAL CORPORATION OF BHILAI NIT


वार्ड क्रमांक 32 बैकुंठधाम सुंदर नगर के विभिन्न स्थानों में बोर खनन कार्य।


As Per PWD Building SOR 01.01.2015 & Electrical SOR 1.06.2020


S.N.	PARTICULARS OF ITEMS	Quantity	UOM
1	Carrying out the resistivity survey by VES method using Schlumberger configuration for locating the proper spot for drilling of tube well within the selected habitation, including photography, interpretation of resistivity data and submission of report in the desired format along with resistivity readings, necessary graph and photographs. (only successful point is payable)	3	Point
2	Boring/drilling bore well perfectly vertical for the specified depth suitable to receive required dia for casing/ strainer pipe, by suitable method prescribed in IS: 2800 (part I), including collecting samples from different strata, preparing and submitting strata chart/bore log, including hire & running charges of all equipments, tools, plants & machineries required for the job, all complete as per direction of Engineer-in-charge upto 90 metre depth below ground level.		
3	All types of soil 125 mm dia.	81.00	Mtr.
4	Rocky strata including Boulders. 125 mm nominal dia	189.00	Mtr.
5	Supplying, assembling, lowering and fixing in vertical position in bore well, ISI marked G.I. casing pipe (Plain) medium class in 4 to 7 meters length one end fitted with socket as per IS: 1239 (Part-1&Part-2) 1992 with IVth --- of reputed & approved make, including required hire & labour charges, fittings & accessories, all complete, for all depths, as per direction of Engineer- in-charge. 125 mm nominal dia	90.00	Mtr.
6	Boring/drilling bore well perfectly vertical for the specified depth suitable to receive required dia for casing/ strainer pipe, by suitable method prescribed in IS: 2800 (part I), including collecting samples from different strata, preparing and --- charges of all equipments, tools, plants & machineries required for the job, all complete as per direction of Engineer-in-charge beyond 90 metre & upto 150 metre depth below ground level. Rocky strata including Boulders 125 mm dia.	90.00	Mtr.
7	Development of tube well in accordance with IS : 2800 (part I) and IS:11189, to establish maximum rate of usable water yield without sand content (beyond permissible limit), with required capacity aircompressor, running the compressor for required time till well is fully developed, measuring yield of well by "V" notch method or any other approved method, measuring static level & drawdown etc. by step drawdown method, collecting water samples & getting tested in approved laboratory, i/c disinfection of tube well, all complete, including hire & labour charges of air compressor, tools & accessories etc., all as per requirement and direction of Engineer-in-charge.	24.00	hr

8	Providing and fixing suitable size threaded mild steel cap or spot welded plate to the top of bore well housing/ casing pipe, removable as per requirement, all complete for bore well of: 125mm nominal dia	3	Each
9	Providing and laying in trenches G.I. pipes medium class complete with G.I. fittings including excavation of trenches, refilling the same and testing of joints complete:25 mm dia. nominal bore	192.00	Mtr.
11	Supplying, installation, testing and commissioning of submersible pump set for water supply system with submersible motor directly coupled to multi-stage submersible pump of specified discharge capacity, head, delivery size in existing bore well including 2 sets of suitable size holding clamps made out of 50 mm X 6 mm MS flat, connection with suitable submersible cable of standard length etc. as per specification and IS: 694 (2010). Note: submersible Cable should be rust proof, safe from oil / Grease and under water Chemical / abrasion Resistant..2.0 HP, single phase	3.00	each
12	Supply, installation, testing and commissioning of 1-3 HP 1 phase submersible motor starter cum control wall/ floor mounted type made out of not less than 1.6 mm thick MS sheet and comprising of following panel mounting switchgears there in including connection inter-connection etc. as per specification. a) Phase indicating lamps with fuses and toggle switches 1 set b) 1/2/3 HP 1 phase DOL starter with over load and no volt relay 1 No c) 25 A "C" curve DPMCB 1 No d) Voltmeter 0-250 V 1 set e) Ammeter 0-10 A 1 set	3.00	each
13	Supplying, laying and fixing following size submersible cable along with GI/PVC/HDFC pipe line or laid in ground etc as per specification and IS: 694 (2010).Note: Cable should be rust proof, safe from oil / Grease and under water Chemical / abrasion Resistant.3x2.5 sqmm	216.00	Mtr.
14	Providing and laying nominal mix plain cement concrete with crushed stone aggregate using concrete mixer in all works upto plinth level excluding cost of form work 1:1½:3 (1 cement : 1½ coarse sand : 3 graded stone aggregate 20mm nominal size).	0.78	Cum
15	Excavation for all types and sizes of foundations, trenches and drains or for any other purpose including disposal of excavated stuff up to 1.5 m lift and lead up to 50m (at least 5m away from the excavated area), including dressing and leveling of pits. In all type of soil. (Page-9 Item-1.1.1)	7.92	Cum
16	Brick work with modular fly-ash lime bricks (FaLG Bricks) confirming to IS:12894-2002 of class designation 40 in foundation and plinth in: C M 1:5 (Page-45 Item- 7.5.3)	3.66	Cum
17	Supplying, filling, spreading & leveling stone boulders/ Gravels/ Coarse sand, in recharge pit, in the required layers and thickness, for all leads & lifts, all complete as per direction of Engineer-in-charge. (excavation of pit will be paid separately).Stone boulders of size range 5 cm to 20 cm, in recharge pit (Page-201, Item-21.14.1)	1.41	Cum

18	Supplying, filling, spreading & leveling stone boulders/ Gravels/ Coarse sand, in recharge pit, in the required layers and thickness, for all leads & lifts, all complete as per direction of Engineer-in-charge. (excavation of pit will be paid separately). Gravels of size range 5 mm to 10 mm, over the existing layer of boulders (Page-201, Item-21.14.2)	1.41	Cum
19	Supplying, filling, spreading & leveling stone boulders/ Gravels/ Coarse sand, in recharge pit, in the required layers and thickness, for all leads & lifts, all complete as per direction of Engineer-in-charge. (excavation of pit will be paid separately). Coarse sand of size range 1.5 mm to 2 mm over existing layer of gravel (Page-201, Item-21.14.3)	1.11	Cum
20	Providing and laying nominal mix reinforced cement concrete with crushed stone aggregate using concrete mixer in all works upto plinth level excluding cost of form work. 1:1½:3 graded stone aggregate 20mm nominal size). (Page-23 Item-3.2.1)	0.51	Cum
21	Providing and placing in position reinforcement for R.C.C. work including straightening, cutting, bending, binding etc. complete as per drawings including cost of binding wire in foundation and plinth all complete: Thermo-Mechanically treated bars. FE 415. (Page-24 Item-3.12.1)	31.17	KG
22	Providing and making 12mm thick cement plaster of mix : in Cement Mortar-1:6 (Page-103 Item-11.2.4)	4.23	Sqm


कार्यपालन अभियन्ता
नगर पालिक निगम, भिलाई


सहायक अभियन्ता
नगर पालिक निगम, भिलाई


उप अभियन्ता
नगर पालिक निगम, भिलाई