


# MUNICIPAL CORPORATION OF BHILAI NIT


**कार्य का नाम :- वार्ड क्रमांक 34 आदर्श नाला के पास, बिहारी शिव मंदिर के पास एवं पार्श्वद गली शिव शक्ति कॉलोनी के पास बोर खनन कार्य।**


As Per PWD Building SOR 01.01.2015 & Electrical SOR 01.06.2020

S.N.	PARTICULERS OF ITEMS	Quantity	UOM
1	Carrying out the resistivity survey by VES method using Schlumberger configuration for locating the proper spot for drilling of tube well within the selected habitation, including photography, interpretation of resistivity data and submission of report in the desired format along with resistivity readings, necessary graph and photographs. (only successful point is payable)	3	Point
2	Boring/drilling bore well perfectly vertical for the specified depth suitable to receive required dia for casing/ strainer pipe, by suitable method prescribed in IS: 2800 (part I), including collecting samples from different strata, preparing and submitting strata chart/bore log, including hire & running charges of all equipments, tools, plants & machineries required for the job, all complete as per direction of Engineer-in-charge upto 90 metre depth below ground level.		
3	All types of soil 125 mm dia.	81.00	Mtr.
4	Rocky strata including Boulders. 125 mm nominal dia	189.00	Mtr.
5	Supplying, assembling, lowering and fixing in vertical position in bore well, ISI marked G.I. casing pipe (Plain) medium class in 4 to 7 meters length one end fitted with socket as per IS: 1239 (Part-1&Part-2) 1992 with IVth ----- of reputed & approved make, including required hire & labour charges, fittings & accessories, all complete, for all depths, as per direction of Engineer in-charge. 125 mm nominal dia	90.00	Mtr.
6	Boring/drilling bore well perfectly vertical for the specified depth suitable to receive required dia for casing/ strainer pipe, by suitable method prescribed in IS: 2800 (part I), including collecting samples from different strata, preparing and --- charges of all equipments, tools, plants & machineries required for the job, all complete as per direction of Engineer-in-charge beyond 90 metre & upto 150 metre depth below ground level. Rocky strata including Boulders 125 mm dia.	90.00	Mtr.
7	Development of tube well in accordance with IS : 2800 (part I) and IS:11189, to establish maximum rate of usable water yield without sand content (beyond permissible limit), with required capacity aircompressor, running the compressor for required time till well is fully developed, measuring yield of well by "V" notch method or any other approved method, measuring static level & drawdown etc. by step drawdown method, collecting water samples & getting tested in approved laboratory, i/c disinfection of tube well, all complete, including hire & labour charges of air compressor, tools & accessories etc., all as per requirement and direction of Engineer-in-charge.	24.00	hr
8	Providing and fixing suitable size threaded mild steel cap or spot welded plate to the top of bore well housing/ casing pipe, removable as per requirement, all complete for bore well of: 125mm nominal dia	3	Each
9	Providing and laying in trenches G.I. pipes medium class complete with G.I. fittings including excavation of trenches, refilling the same and testing of joints complete:25 mm dia. nominal bore For Borewell	75.00	Mtr.
10	Providing and laying in trenches G.I. pipes medium class complete with G.I. fittings including excavation of trenches, refilling the same and testing of joints complete:20 mm dia. nominal bore	75.00	Mtr.
11	Providing ISI Mark 32 mm dia G.I. ( B class) riser pipe and M.S. plunger rod in 3 meter length socketed on one end as per IS: 1239 ( Part I) 1990 with up to date amendments and socket as per IS: 2062/1990 up to date amendments	50.00	Mtr.

S.N.	PARTICULARS OF ITEMS	Quantity	UOM
12	Supplying, installation, testing and commissioning of submersible pump set for water supply system with submersible motor directly coupled to multi-stage submersible pump of specified discharge capacity, head, delivery size in existing bore well including 2 sets of suitable size holding clamps made out of 50 mm X 6 mm MS flat, connection with suitable submersible cable of standard length etc. as per specification and IS: 694 (2010). Note: submersible Cable should be rust proof, safe from oil / Grease and under water Chemical / abrasion Resistant. 1.00 HP, single phase	3.00	each
13	Supply, installation, testing and commissioning of 1-3 HP 1 phase submersible motor starter cum control wall/ floor mounted type made out of not less than 1.6 mm thick MS sheet and comprising of following panel mounting switchgears there in including connection inter-connection etc. as per specification. a) Phase indicating lamps with fuses and toggle switches 1 set b) 1/2/3 HP 1 phase DOL starter with over load and no volt relay 1 No c) 25 A "C" curve DPMCB 1 No d) Voltmeter 0-250 V 1 set e) Ammeter 0-10 A 1 set	3.00	each
14	Supplying, laying and fixing following size submersible cable along with GI/PVC/HDPE pipe line or laid in ground etc as per specification and IS: 694 (2010). Note: Cable should be rust proof, safe from oil / Grease and under water Chemical / abrasion Resistant 3x2.5 mm	216.00	Mtr.
15	Providing and laying nominal mix plain cement concrete with crushed stone aggregate using concrete mixer in all works upto plinth level excluding cost of form work 1:1½:3 (1 cement : 1½ coarse sand : 3 graded stone aggregate 20mm nominal size).	0.78	Cum

  
 कार्यपालक अभियन्ता  
 नगर पालिक निगम, भिलाई

  
 सहायक अभियन्ता  
 नगर पालिक निगम, भिलाई

  
 उप अभियन्ता  
 नगर पालिक निगम, भिलाई